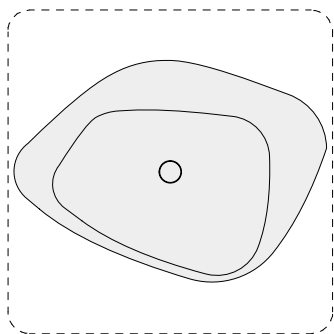


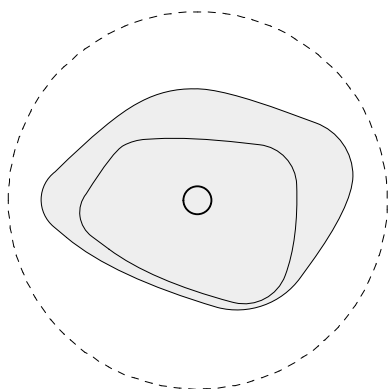
Arrangement baseplates / table top:

Order of assembling:

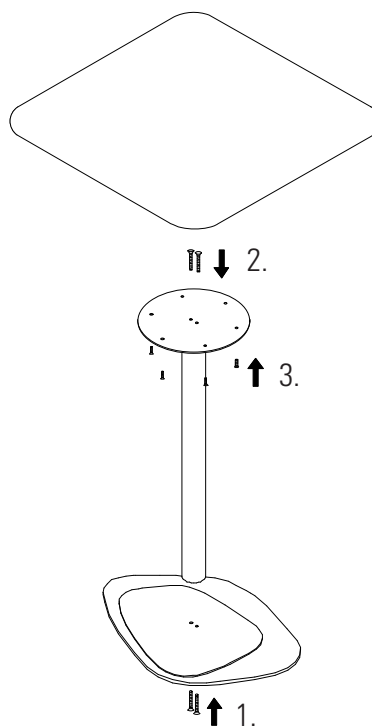
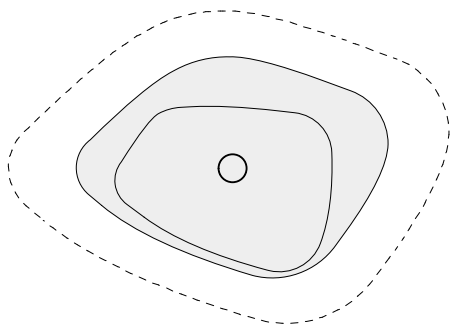
square:



round:



amorphous:



Assembling table frame:

1. Screw base-plate together with the central bar. Tighten the screws hand-tight and check for smooth seat. Then tighten the screws. Screw tightening torque 70 Nm.
2. Screw the round head-plate together with the central bar. Again tighten the screws hand-tight and check for smooth seat. Then tighten the screws. Screw tightening torque 70 Nm.

3. Screw the complete table leg together with the wooden table top.