

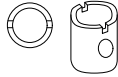
assembly instruction 03/2021**TOOLS REQUIRED:**

Allen screw SW 5 (enclosed)

8 x XS bolts



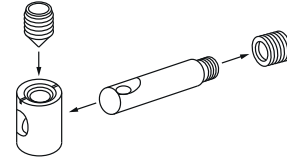
8 x boxes



8 x grub screws

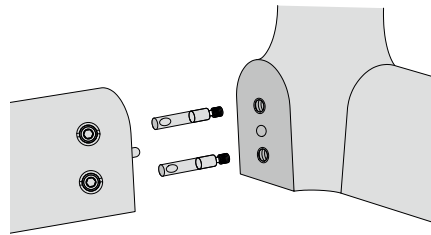


cylinder head screws

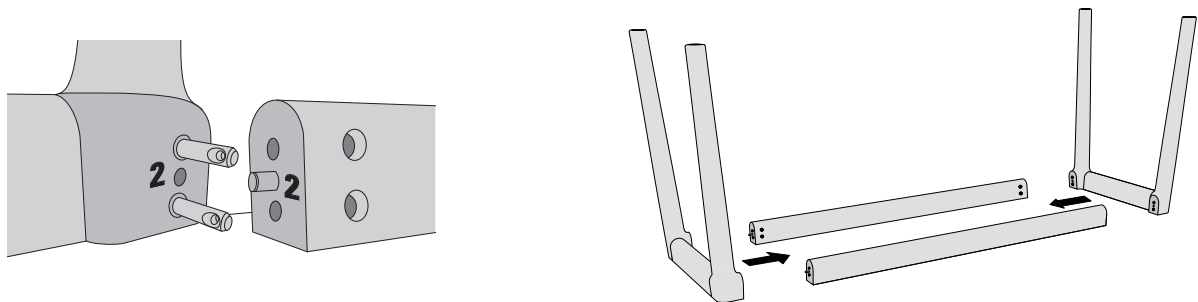


Watch this video for further information on the metal fitting:
<https://www.youtube.com/watch?v=ioUTDqtvgE>

1. Screw the XS bolts into the pairs of legs (do not overtighten!) and insert the boxes into the side rails. Align the slots of the boxes with the XS bolts.



2. Assemble pairs of legs and side rails **according to the numbers**. Connect the parts and tighten the connectors with grub screws.



3. Screw the frame onto the table top:

