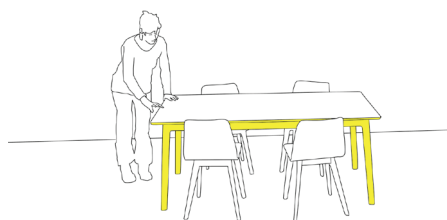

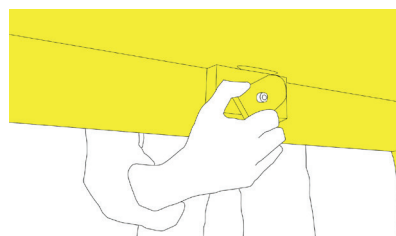


E8 LONGUE


instruction manual 01/2014




1. Loosen the lock.




2. Move tabletop until it stops, lift slightly and lock into place.




3. Take the extension carefully out of the frame.




4. Rotate extension 90°.




5. Thread the extension with guide jaws in the frame.



6. Pull back the extension in the guide notch until it stops.



7. Lift the tabletop on the frame and push it flush against the extension.



8. Loosen the lock again.

