

# RAIL Dine

tabletop bigger than 90x90 cm

# ZEITRAUM

## Assembly instructions 09/2022

### TOOLS:

Allen key SW 5 (enclosed)

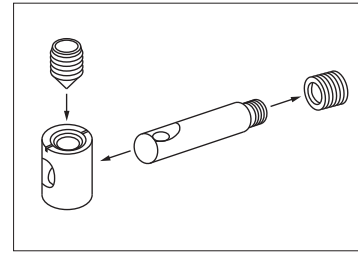
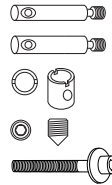
4x XS steel dowels (M6)

8x XS steel dowels (M8)

12x connector housings

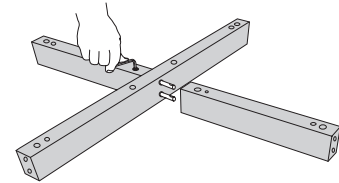
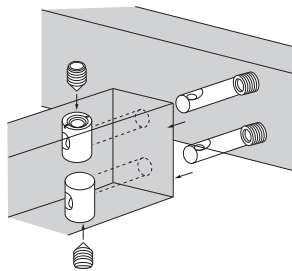
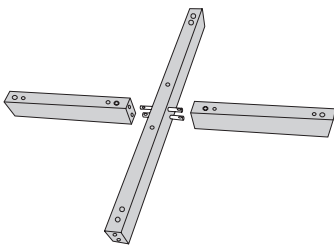
12x grub screws

8x cylinder head screws (M6x50) with flat washers

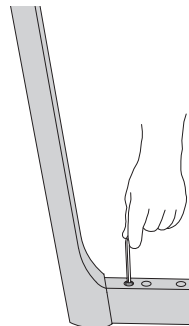



Video:  
<https://www.youtube.com/watch?v=ioiLUTDqtvGE>

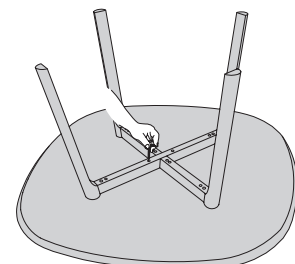
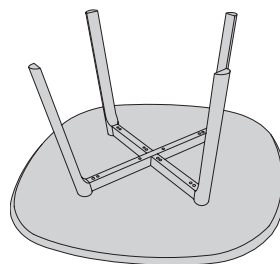
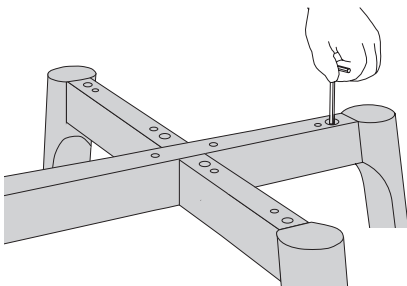
Please assemble the table **on a soft surface (e.g. a carpet or blanket)** to avoid damages.



**1.** Mount the frame cross: screw in the XS steel dowels, insert the connector housings, join the parts and fix the connection with grub screws.



**2.** Mount the legs to the frame cross. Assembly is easier when the table is upside down. Fix all grub screws on the bottom side of the frame.



**3.** Fix all grub screws on the top side of the frame.

**4.** Place the frame on the tabletop...

**5.** ...and mount it with cylinder head screws.